

Life Check
SYSTEMS

OVERVIEW

OUR PURPOSE

Life Check Systems® (LCS) has one mission: to provide an affordable technology system that ensures consistent compliance with regulations requiring direct personal observations of inmates, while increasing officer safety and reducing liability risks.

Brandt McMillan

brandt@lifechecksystems.com
615-975-8212

Mike McMillan

mike@lifechecksystems.com
678-860-6705

Tim Cook

tim@lifechecksystems.com
931-261-5478



THREE COMPONENTS



SMART TAGS

Metal smart tags are installed at monitoring locations. Officers can't create reports without being physically present and looking at inmates.



MOBILE DEVICES

The software is run on rugged, military-grade smart phones. They are locked down and can only run LCS.



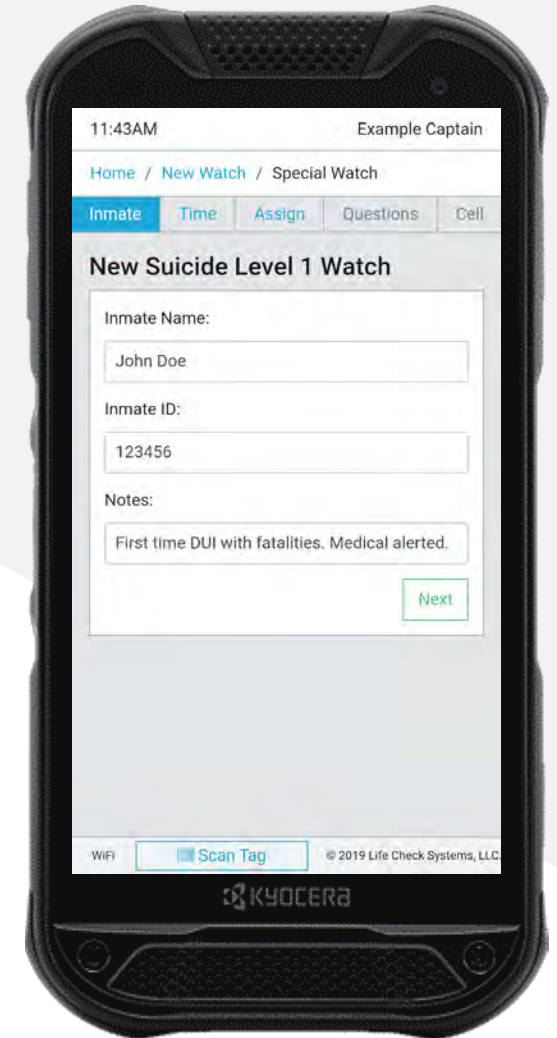
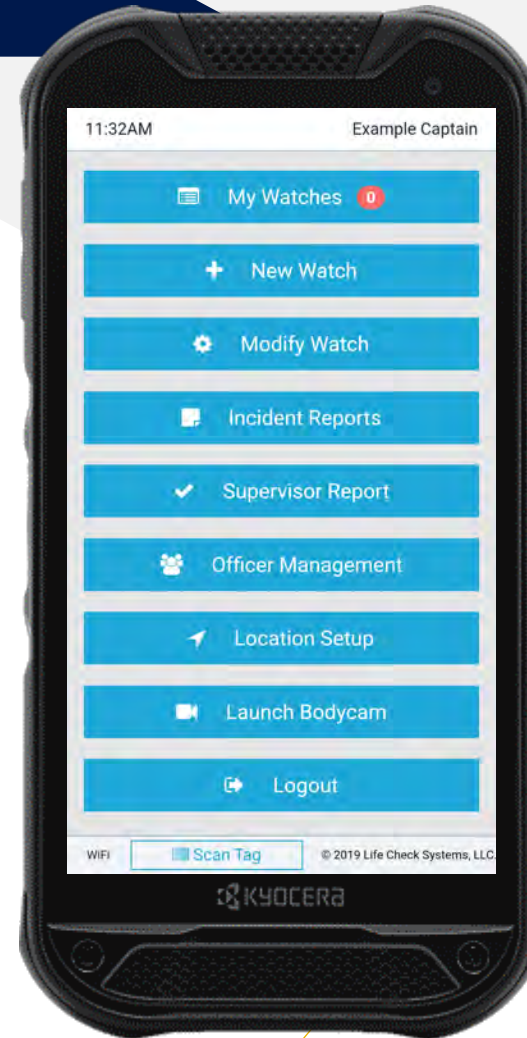
ADMINISTRATIVE WEBSITE

All data and observations are automatically stored on the cloud. Supervisors can view activity in real time and make adjustments.



SIMPLE LAYOUT

Supervisors can manage watches from their mobile device. They can create, modify, reassign, and end any watch on the go, in the field.



EASY OPERATION

Officers need minimal training. If they can use Facebook on their phones, they can learn Life Check Systems in one hour or less.

SCAN

Scan a tag with one touch.

OBSERVE

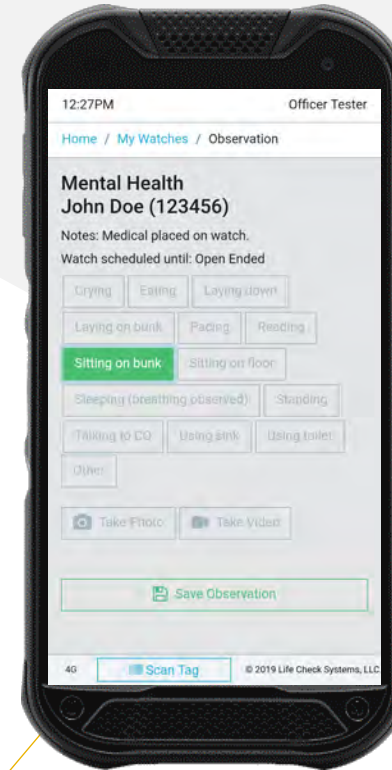
Input observation from pre-set menu or use voice-to-type to input any observation. Photos & videos are optional and automatically integrate into the report.

DOCUMENT

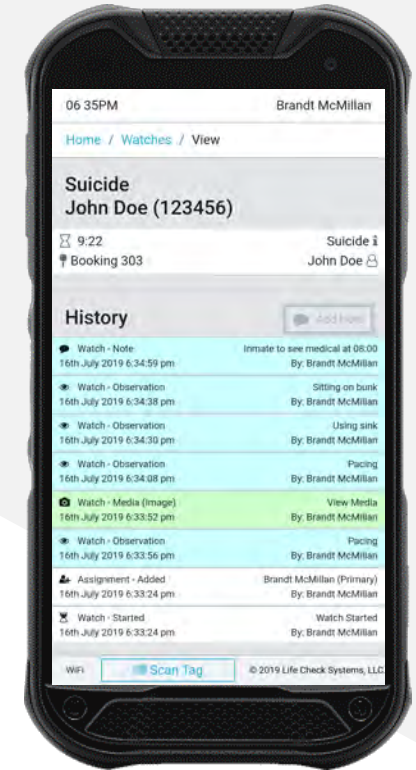
Reports are created automatically, and they can be viewed on the device, or on the administrative website in real time.



Scan



Observe

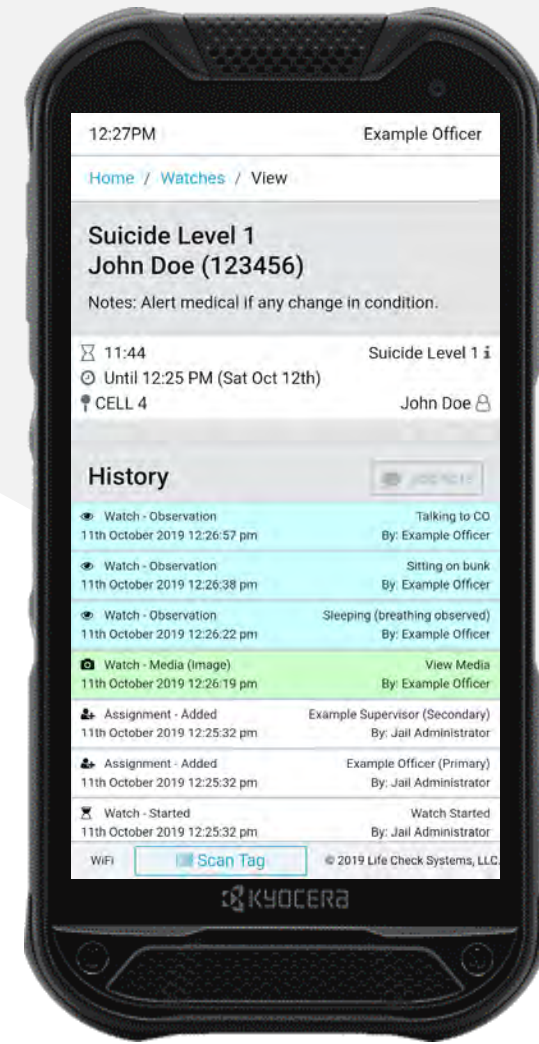


Document



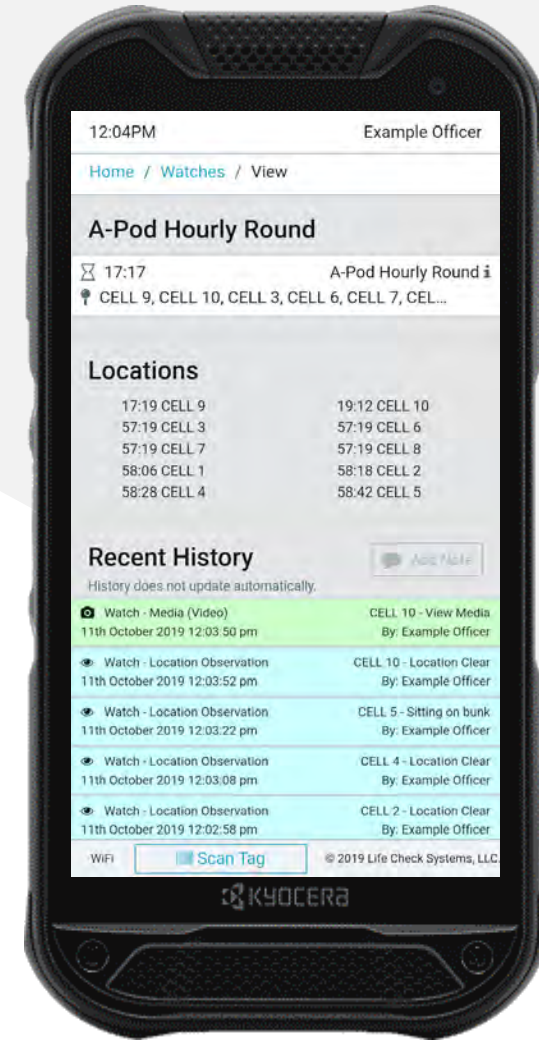
SPECIAL WATCH

LCS's core function is conducting special watches over suicidal, intoxicated, or otherwise compromised inmates. The device counts down how much time remains before the next required observation, and the system sends multiple alerts before a check is missed. Officers using LCS have conducted over 3,000 on-time observations in a row during a single suicide watch.



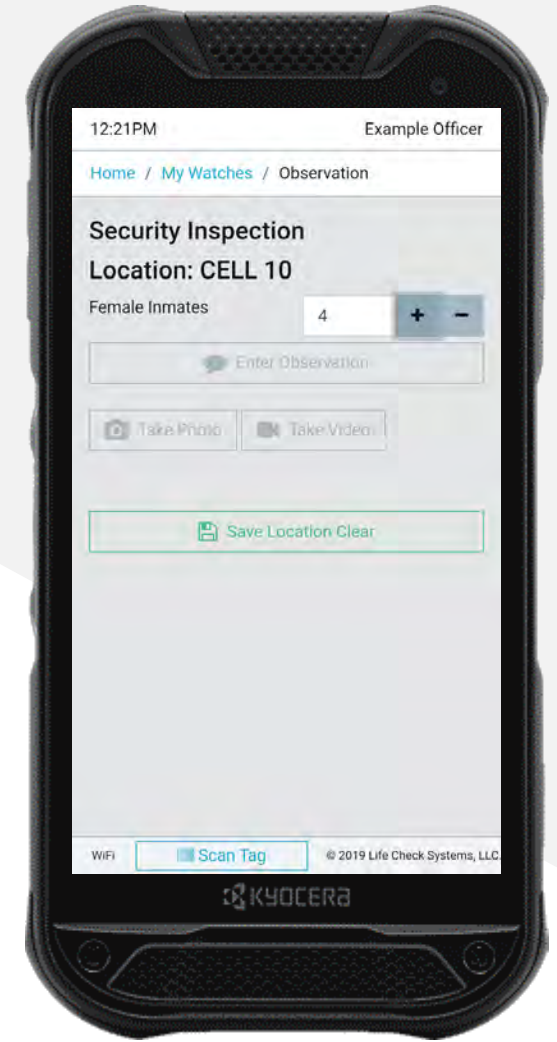
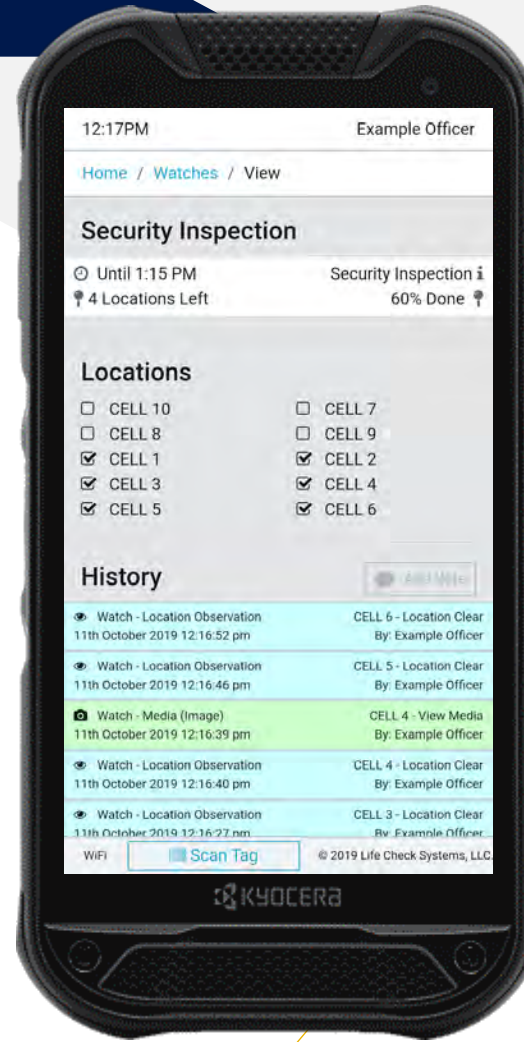
GENERAL OBSERVATION

LCS's General Observation function allows officers to quickly conduct hourly rounds. The system ensures that every location is checked within the designated time limits by having an individual timer for every location.



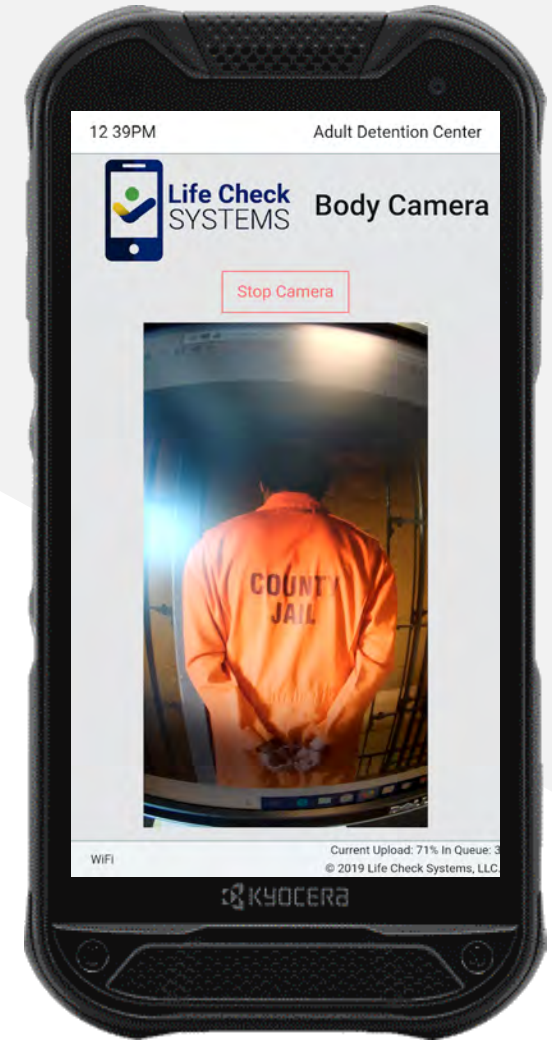
SECURITY INSPECTION

LCS can also be used to conduct any type of security inspection. At any location, administrators can require officers to enter an observation, enter a count, and/or take a photograph or video. This function is adaptable for many purposes.



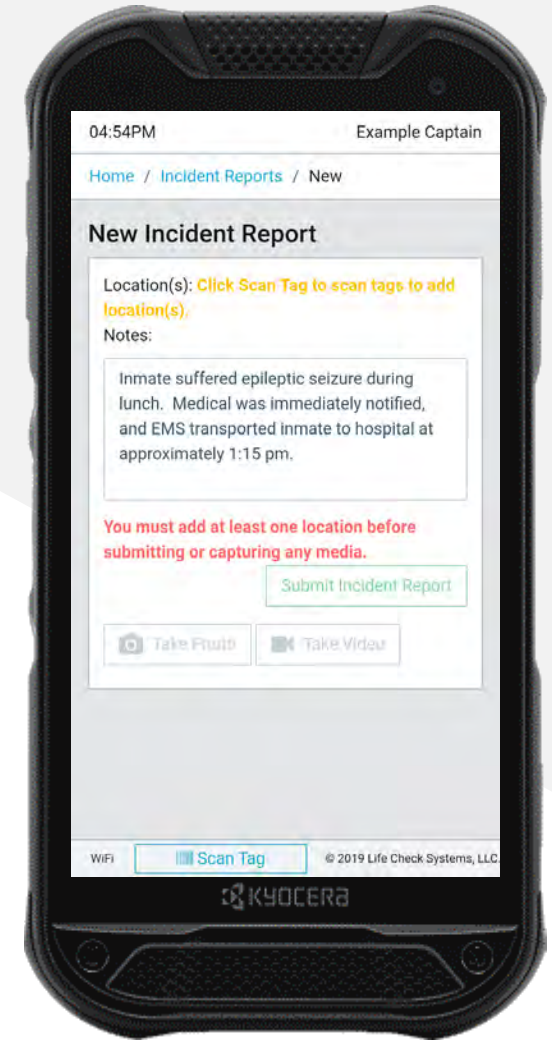
BODY CAM

LCS is also an on-demand body camera. With the push of a button, officers can instantly launch the device's wide-angle, digitally stabilized camera. At the end of the recording, the officer can enter an incident report on the device. All recordings and reports are automatically uploaded to the administrative website.



INCIDENT REPORTING

LCS also allows users to create incident reports on the mobile device. The voice-to-text option makes entering an accurate narrative fast and easy. Officers can also incorporate photos and videos with their incident reports.



CUSTOMIZE, CONTROL, ADAPT

Administrators can easily customize LCS so it matches their department's policies, terminology, and practices. You control every aspect of your watch policies, including user permissions, the type and timing of alerts, and whether photos and videos are required for any observation.

General Observation

Details

Name:

This is the name of this function that will appear on your reports and devices.

Description:

Briefly describe this function and reference a policy number if applicable.

Permissions

Determine the permissions each user group will have for this function by turning the permission on or off.

Group	View ?	Perform ?	Create ?	Change ?	Assign ?	End ?
Medical	<input type="checkbox"/>	<input type="checkbox"/>	<input type="checkbox"/>	<input type="checkbox"/>	<input type="checkbox"/>	<input type="checkbox"/>
Officer	<input type="checkbox"/>	<input type="checkbox"/>	<input type="checkbox"/>	<input type="checkbox"/>	<input type="checkbox"/>	<input type="checkbox"/>
Supervisor	<input type="checkbox"/>	<input type="checkbox"/>	<input type="checkbox"/>	<input type="checkbox"/>	<input type="checkbox"/>	<input type="checkbox"/>
Administrator	<input type="checkbox"/>	<input type="checkbox"/>	<input type="checkbox"/>	<input type="checkbox"/>	<input type="checkbox"/>	<input type="checkbox"/>



OVERWATCH

Activity can be monitored in real time from your administrative website on the Overwatch page. Central control can observe watches from any computer, and management can access the Overwatch page from home, or on their personal mobile device, anywhere they are.

WATCHES

3	In Progress
0	Scheduled
4	Recently Ended

REPORTS

22	Unacknowledged
0	Recent Incidents
0	Recent Supervisor

SPECIAL WATCHES

Next Check	Type	Inmate	Location	Scheduled End	
OVERDUE - 0:00	Suicide	John Doe	Gen.Ob.1	3:06 AM (Thu Jul 25th)	View Report

GENERAL OBSERVATIONS

Next Check	Type	Locations	
1:10	Gen. Obsv. Test 1	Gen.Ob.1, Gen.Ob.2, Gen.Ob.3, Gen.Ob.4, Gen.Ob.5, Gen.Ob.6, Gen.Ob....	View Report

SECURITY INSPECTIONS

DAILY COUNT

Status	Complete	Locations Remaining	Start	End	
In Progress	0 %	Medical 303, Booking 102, Booking 101, A-1, A-2, A-3, A-6,...	3:06 PM	Open Ended	View Report



ALERTS COME BEFORE COMPLIANCE FAILURE

PUSH NOTIFICATIONS

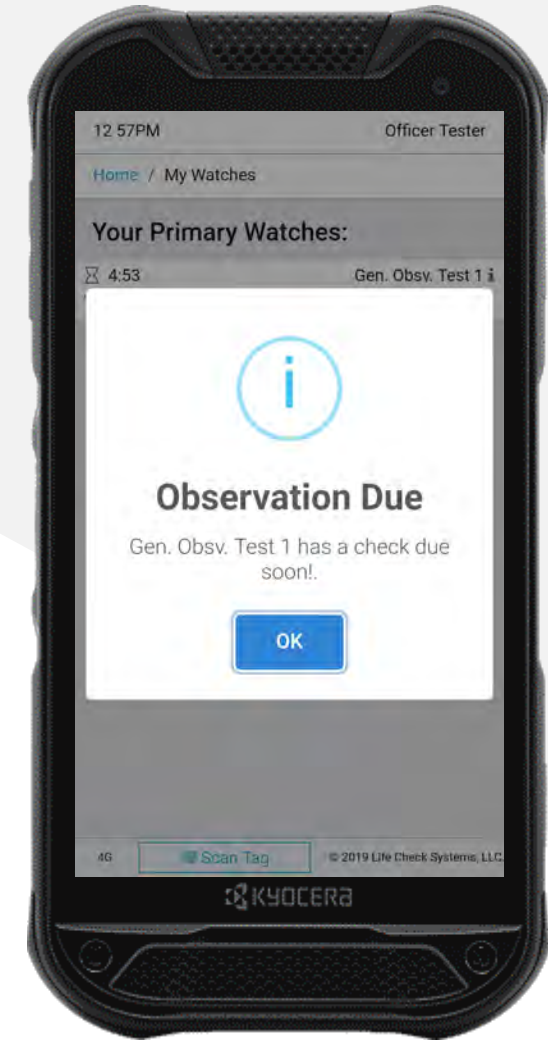
Supervisors and officers receive on-device notification for upcoming observations BEFORE THEY ARE MISSED.

GRADUATED ALARM

The mobile devices emit alerts which increase in intensity as a watch becomes due. You control when the graduated alarm function begins. These alerts end automatically when the observation is made.

EMERGENCY ALERTS

Makes phone calls, sends text messages, and sends emails. Supervisors and administrators are pre-designated to receive phone calls, emails, and texts if a compliance failure is near.



CLEAN REPORTS

Observations, data, & media automatically upload to your website where they are available 24/7 to view, download, email, print, etc... Reports exceed requirements, and they incorporate any photos or videos taken by officers while making an observation.

VERIFIED DATA

Much of the data included in our reports is self-verifying. The officer's physical presence at the cell is verified by scanning the tag, the officer's identity is verified through their login information, and the exact time and date are incorporated automatically. Reports cannot be edited or deleted.

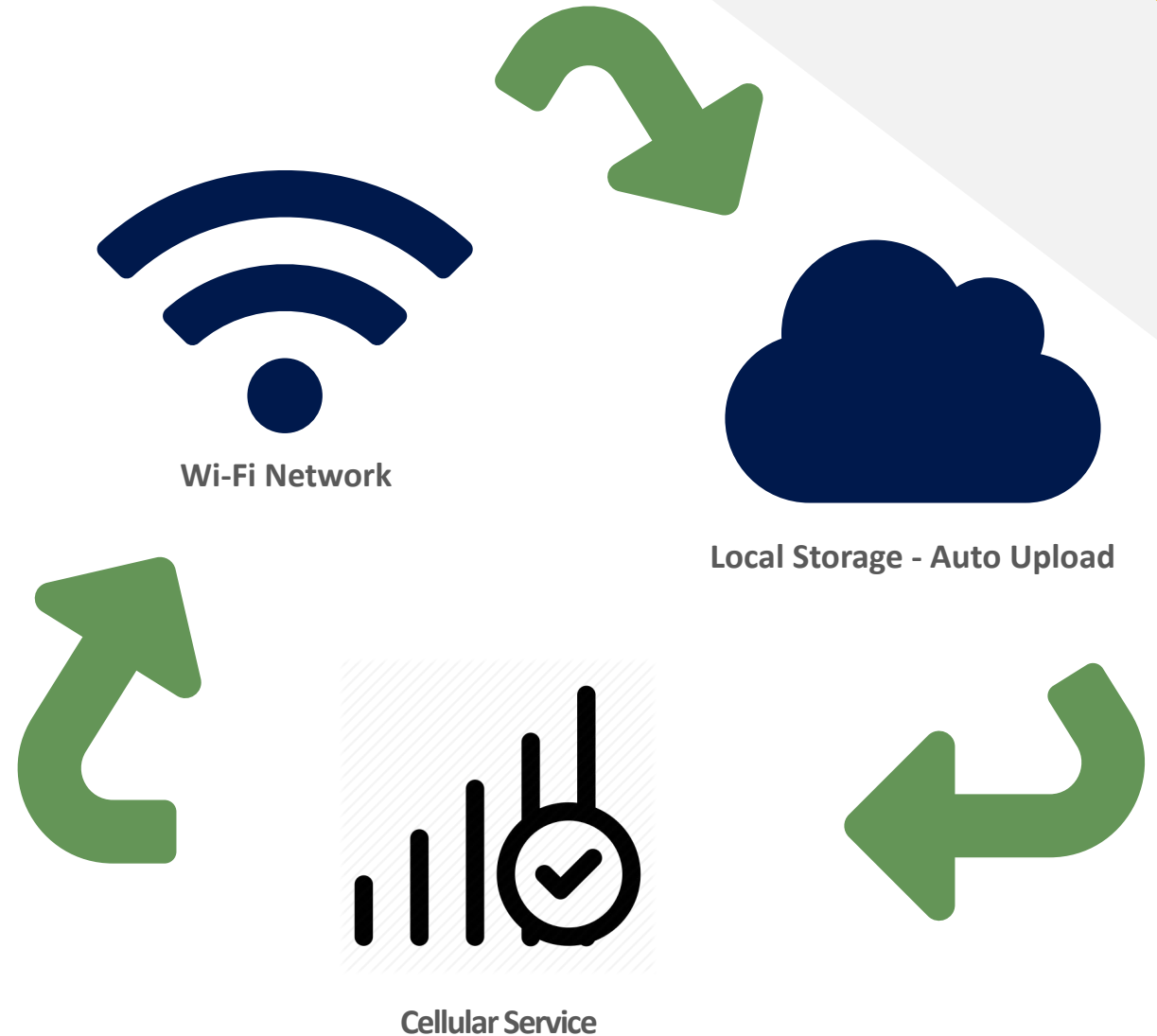
WATCH REPORT			
Site	Adult Detention Center	Duration	1 D, 0 H, 20 M
Inmate	John Doe (#12344)	Interval	20 minutes
Notes	N/A	Questions	1. Has all bedding been removed from cell? Answer: Yes 2. Has inmates clothing been removed? Answer: Yes 3. Has inmate been examined by medical personnel? Answer: Yes
Started	Aug 5, 2019 12:11:27 pm By: Brandt McMillan	Detail Level	Assignment, Alerts, Observations
Scheduled End At	Aug 6, 2019 12:31:27 pm		
Ended	Aug 5, 2019 1:42:40 pm By: Brandt McMillan		

Time	Type - Action	Description	Performing User
Aug 5, 2019 1:42:40 pm	Ended	Watch Ended	Brandt McMillan
Aug 5, 2019 1:27:54 pm	Observation	Sleeping (breathing observed)	Brandt McMillan
Aug 5, 2019 1:15:12 pm	Observation	Using sink	Brandt McMillan
Aug 5, 2019 1:14:41 pm	Media (Image)	View Media	Brandt McMillan
Aug 5, 2019 1:08:58 pm	Observation	Laying down	Brandt McMillan
Aug 5, 2019 1:03:48 pm	Observation	Reading	Brandt McMillan
Aug 5, 2019 1:03:45 pm	Media (Image)	View Media	Brandt McMillan
Aug 5, 2019 12:54:46 pm	Observation	Pacing. Crying. Give an example of entering on the other observation by voice	Brandt McMillan
Aug 5, 2019 12:54:43 pm	Media (Image)	View Media	Brandt McMillan
Aug 5, 2019 12:41:44 pm	Observation	Eating	Brandt McMillan
Aug 5, 2019 12:27:20 pm	Observation	Crying	Brandt McMillan
Aug 5, 2019 12:13:27 pm	Media (Image)	View Media	Brandt McMillan
Aug 5, 2019 12:13:32 pm	Observation	Crying. Sitting on bunk	Brandt McMillan
Aug 5, 2019 12:11:27 pm	Added	Mike McMillan (Secondary)	Brandt McMillan
Aug 5, 2019 12:11:27 pm	Added	Brandt McMillan (Primary)	Brandt McMillan



ADAPTIVE CONNECTIVITY

LCS devices need to be connected to the internet for full functionality. The primary connection will be to your Wi-Fi network. However, we provide cellular service as a backup connection. If a device drops Wi-Fi, it will immediately reconnect via cellular. If no connection is available, officers can continue hourly rounds and security inspections, and the system will automatically upload all data upon reconnection (the special watch and body cam functions require a connection). The cellular connection allows use of the system outside your facility for community checks, perimeter inspections, etc...



PRICING

ONE-TIME LICENSING FEE

LCS is designed to be affordable for facilities of all sizes, not just large facilities. Each facility is charged a one-time licensing fee upon purchasing the LCS system. It is variable depending on the size of the facility. The fee is higher for larger facilities and lower for smaller facilities.

MONTHLY SERVICE FEE

LCS then charges a monthly service fee which also varies depending on the size of the facility. This fee is higher for larger facilities and lower for smaller facilities.

DEVICES

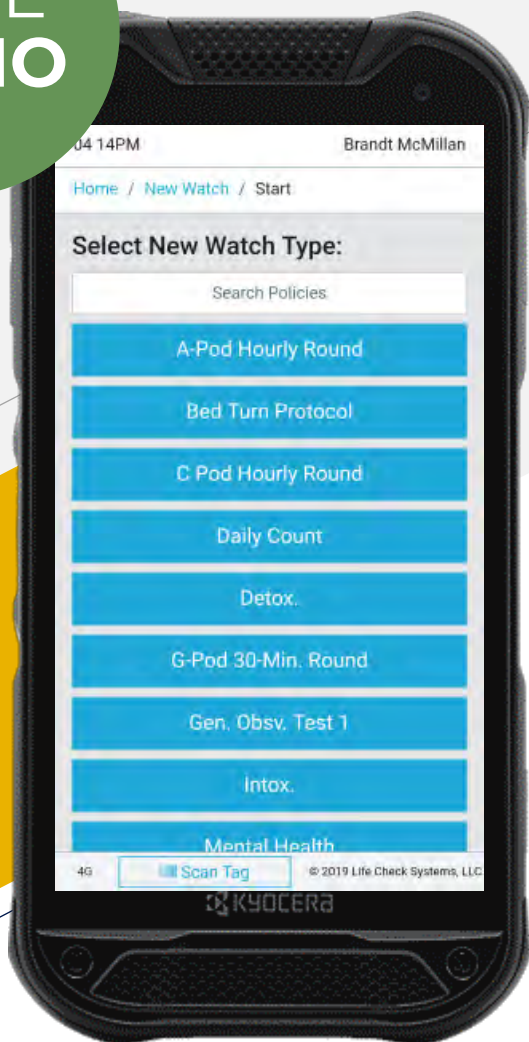
Facilities must also purchase the number of devices needed.



Call us for a free quote:
678-860-6705



FREE
DEMO



SEEING IS BELIEVING

We are very proud of our system. Please let us come and show it to you. We'll be happy to travel to your facility and give you a free live demonstration. Plan on about 90 minutes. Just call or email us at the contact information below, and we will set it up. We look forward to meeting you.

Brandt McMillan

brandt@lifechecksystems.com
615-975-8212

Mike McMillan

mike@lifechecksystems.com
678-860-6705

Tim Cook

tim@lifechecksystems.com
931-261-5478

